





Model	Baja™ Wrangler® 2**
Weight Capacity	350 lbs.
Maximum Speed ¹	Up to 11 mph at 350 lbs. Up to 11.4 mph at 200 lbs.
Ground Clearance ³	8.25" at mid-frame 5.5" at motor
Turning Radius ³	94.75"
Overall Length ³	61.25"
Overall Width ³	32.5"
Seat-to-Ground Height	29-30.5"
Seat-to-Deck Height	20.5-22"
Front Tires	14.5" pneumatic
Rear Tires	14.5" pneumatic
Suspension	Front and rear (CTS Suspension)
Range Per Charge ^{1,2}	75 AH: Up to 18.6 miles at 350 lbs. Up to 22.6 miles at 200 lbs. 100 AH: Up to 24.2 miles at 350 lbs.
Total Weight ⁵	75 AH: 48 lbs. 100 AH: 60.5 lbs.
Total weight without batteries ⁵	274 lbs.
Standard Seating	Black vinyl high-back, pillow-top with limited recline Weight: 48.6 lbs. Size: 18.5" x 16.5"
Drive System	24-volt DC motor, rear-wheel drive, dual in-line
Braking System	Regenerative and electromechanical
Battery Requirements ^{4,6}	(2) 75 AH (100 AH optional) Weight: 48 lbs. (75 AH) 60.5 lbs. (100 AH)
Battery Charger	8-amp, off-board
Warranty	Frame: lifetime limited Drivetrain: 2-year limited Electronics: 2-year limited Battery: 6-months

**Non-Medical Device

The intended use of this product is to provide assistance to persons with limited mobility who have the capacity to operate a motorized scooter.

- 1 Varies with user weight, terrain type, battery amp-hour (AH), battery charge, battery condition, and tire condition. This specification can be subject to a variance of (+ or -) 10%.
- 2 Tested in accordance with ANSI/RESNA, MC Vol2, Section 4 & ISO 7176-4 standards. Results derived from theoretical calculations based on battery specifications and drive system performance. Test conducted at maximum weight capacity.
- 3 Due to manufacturing tolerances and continual product improvement, this specification can be subject to a variance of (+ or -) 3%.
- 4 Battery weight may vary based on battery manufacturer.
- 5 Includes standard seat weight.
- 6 AGM or gel cell type required.



(US) 800-800-8586 • (Canada) 888-570-1113
pridemobility.com/baja-mobility |    

HCPCS codes provided should not be considered as legal advice and do not guarantee reimbursement. DME providers are responsible for determining appropriate billing codes when submitting for insurance reimbursement.

NOTE: All specifications subject to change without notice. The information contained herein is correct at the time of publication; we reserve the right to alter specifications without prior notice. Speed and range vary with user weight, terrain type, battery charge, battery condition and tire pressure. Due to manufacturing tolerances and continual product improvement, length, width, turning radius and ground clearance can be subject to variance of + or - 3%. Special order seats or non-standard dimensions will not be fold-flat and depth-adjustable.

0004200-052622

BAJA WRANGLER 2

MAKE YOUR ADVENTURES
LEGENDARY

Non-Medical Device**

pridemobility.com/baja-mobility

MAKE YOUR ADVENTURES LEGENDARY



Rugged and built to last, the Baja™ Wrangler® 2 is everything you want in an outdoor scooter. Equipped with front and rear suspension, this aggressive scooter is designed for cruising on walking trails or driving around your property. Make your adventures legendary with the Baja™ Wrangler® 2!

Features

- CTS Suspension includes industry-leading front and rear suspension for a smoother ride
- Steering dampening system absorbs uncontrolled movement over rugged terrain, limits fatigue and reduces energy needed to control handles
- User friendly LED console with variable speed control displays time, temperature, miles driven, and trips taken plus horn and light buttons
- Adjustable delta tiller with ergonomic, wraparound handles and XLR charging port
- USB charger for charging portable devices
- Easily accessible tie-down points (for transport of unoccupied scooter)
- Full LED lighting package includes headlights, hazard lights, and directional signals
- Rear backup sensor LED lights indicate when you are too close to an object when in reverse
- Hydraulic hand brake
- Easy battery installation

Colors



Desert Sand

True Blue

Accessories

- 3" single or double cane/crutch holder
- 50/60/70" Lap belt
- Cup holder
- Cell phone holder
- Forearm crutch holder
- Front basket
- Oxygen holder
- Quad cane holder
- Rear basket
- Additional rearview mirror
- Saddlebag
- Walker holder
- Wishbone crutch holder

Military Patches



Backup sensor with LED lights



User friendly console



Front headlights